EXHIBIT A

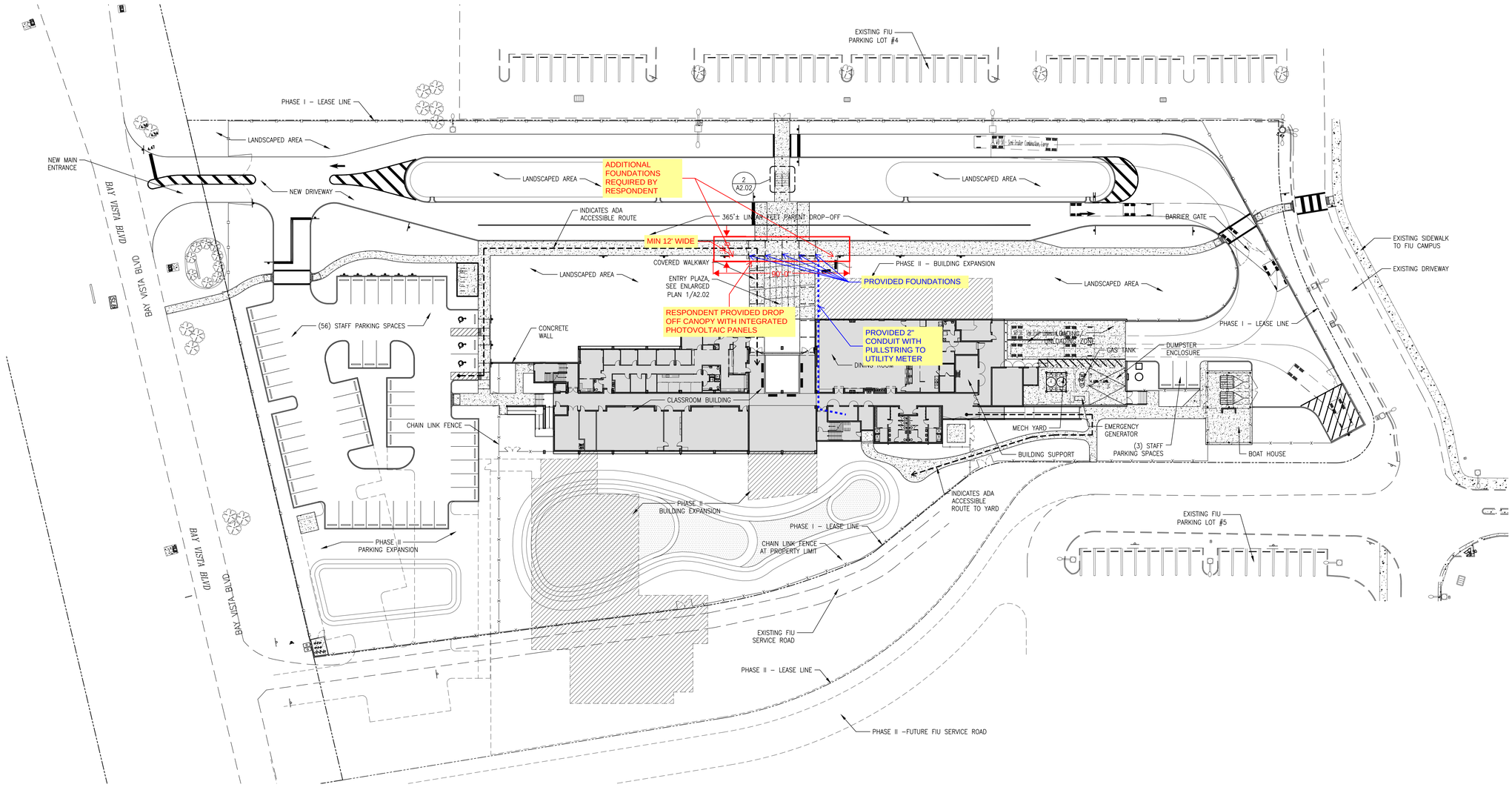

SITE PLAN
SCALE: 1"= 30'

MINIMUM PARKING REQUIREMENTS (FBC 2017–453.10.2.8:

PER DESIGN CAPACITY: 512 (DATED: 06–08–18)

	REQUIRED	PROVIDED
• FACULTY AND STAFF: (ONE SPACE FOR EACH MEMBER)	48	50
• VISITORS: (ONE SPACE FOR EVERY 100 STUDENTS)	6	6
512 STUDENTS / 100 = 6 P.S.		
TOTAL PARKING SPACES:	54	56
• STUDENTS: (10% OF GRADE 11/12) (512 / 2 = 256 x 10% = 26)	26	0*

* PER M–DCPS POLICY:

A. MAST@FIU IS A "NO STUDENT DRIVING" AND "NO BUS TRANSPORTATION" SCHOOL PER DISTRICT–WIDE POLICY FOR MAGNET SCHOOLS. THIS POLICY IS IN PLACE IN OTHER M–DCPS MAGNET SCHOOLS. THE FACILITY HAS BEEN PLANNED AS SUCH THAT ALL STUDENTS WILL RECEIVE TRANSPORTATION TO AND FROM SCHOOL VIA PARENT DROP–OFF (UTILIZING THE MAST DROP–OFF LOOP), PUBLIC TRANSPORTATION (UTILIZING THE FIU BBC TRANSPORTATION HUB), AND OR POSSIBLY RIDE–SHARING SERVICES (UTILIZING THE MAST DROP–OFF LOOP). THE DROP–OFF LOOP AND QUEUEING HAS BEEN DESIGNED AND SIZED TO HANDLE THIS EXPECTED CAPACITY.

B. MAST@FIU IS A "NO BUS TRANSPORTATION" SCHOOL AS PER DISTRICT WIDE POLICY FOR MAGNET SCHOOLS. THIS IS IN PLACE IN OTHER M–DCPS MAGNET SCHOOLS. ACCORDINGLY, M–DCPS DOES NOT PROVIDE DAILY BUS SERVICE TO THE SCHOOL. PRIVATE BUSES, TYPICALLY CHARTERED BY PARENTS, DO OCCASSIONALLY COME TO THE SCHOOL FOR FIELD TRIPS.

GENERAL NOTES:

1. TERMITE PROTECTION:
(REFER TO SPECS FOR APPLICATION SCOPE)

TERMITE PROTECTION SHALL BE PROVIDED BY A REGISTERED TERMITE PROFESSIONAL LABELED FOR USE AS A PREVENTATIVE TREATMENT TO NEW CONSTRUCTION. TREATMENT FOR SUBTERRANEAN TERMITE PREVENTION, THE INITIAL CHEMICAL SOIL TREATMENT INSIDE THE FOUNDATION PERIMETER SHALL BE DONE AFTER ALL EXCAVATION, BACK FILLING AND COMPACTING HAS BEEN COMPLETE. IF THE SOIL AREA HAS BEEN DISTURBED AFTER INITIAL CHEMICAL TREATMENT THE AREA SHALL BE RETREATED, INCLUDING SPACES IN CONCRETE FLOORS THAT HAS ALREADY BEEN BOXED OUT OR FORMED.
SEE SECTION 202 FBC 2017, "REGISTERED TERMITICIDE". UPON COMPLETION OF THE APPLICATION OF THE TERMITE PROTECTIVE TREATMENT, A CERTIFICATE OF COMPLIANCE SHALL BE ISSUE TO THE BUILDING DEPARTMENT BY THE LICENSED PEST CONTROL COMPANY THAT CONTAINS THE FOLLOWING STATEMENT: "THE BUILDING HAS RECEIVED A COMPLETE TREATMENT FOR THE PREVENTION OF SUBTERRANEAN TERMITES. TREATMENT IS IN ACCORDANCE WITH RULES AND LAWS ESTABLISHED BY THE FLORIDA DEPARTMENT OF AGRICULTURE AND CONSUMER SERVICES."

To the best of the Architect's or Engineer's knowledge, the plans and specifications comply with the applicable minimum building codes and the applicable fire–safety standards as determined by the local authority in accordance with F.B.C. section 110.8.4.4 and Chapter 633, Florida Statutes.

WOLFBERG ALVAREZ
ARCHITECTURE · ENGINEERING
75 VALENCIA AVE., SUITE 1050
CORAL GABLES, FLORIDA 33134
V 305.666.5474
F 305.666.4994
WOLFBERGALVAREZ.COM
AA 002416 EB 002354

MIAMI-DADE COUNTY PUBLIC SCHOOLS

MDCPS PROJECT NO.: 01654500
REGION N - DISTRICT 3

MARINE ACADEMY OF SCIENCE AND TECHNOLOGY (MAST) at FIU BISCAYNE BAY CAMPUS
3000 N.E. 151ST STREET NORTH MIAMI, FLORIDA 33181

SEAL

MARCEL R. MORLOTE, R.A.
FL. ARCHITECT
FL. ARCH. REG. NO. 9564

WA PROJECT NO.: 21807.00

ISSUE DATE
12/17/2018

NO.	REVISION DATE
1	01/28/19
2	03/04/19
3	04/23/19

DRAWING TITLE
SITE PLAN

SHEET NUMBER
A2.01

PHASE II/III 100% CONSTRUCTION DOCUMENTS - 12/17/2018
P:\MDCPS – MAST @ FIU_2018\Drawings\CD\Architecture\A2.01_MAST.dwg Apr 23, 2019 - 2:40pm DIAZQUEZ

EXHIBIT B

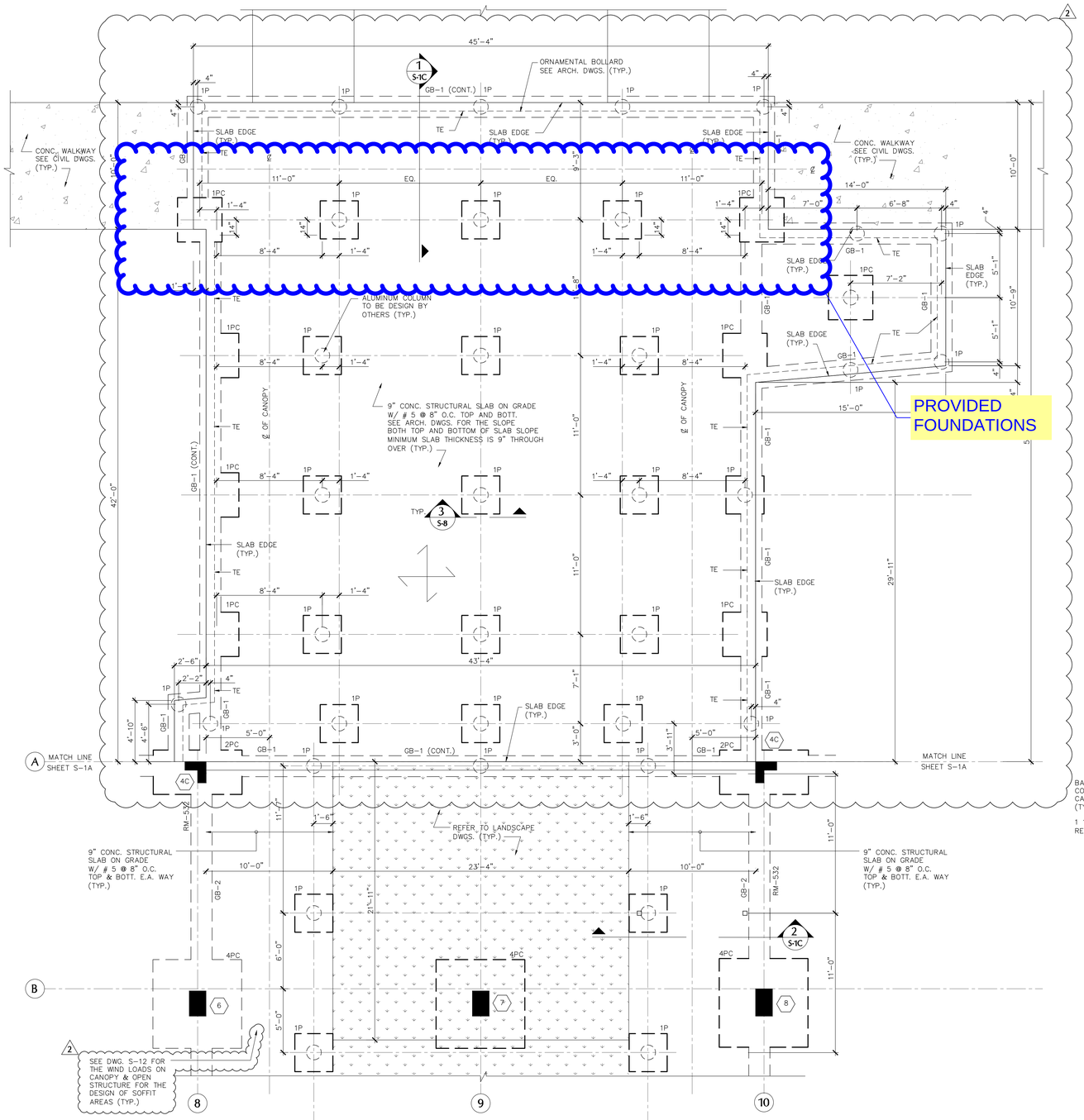

ENLARGED ENTRANCE FOUNDATION & GROUND FLOOR PLAN

SCALE: 1/4" = 1'-0"

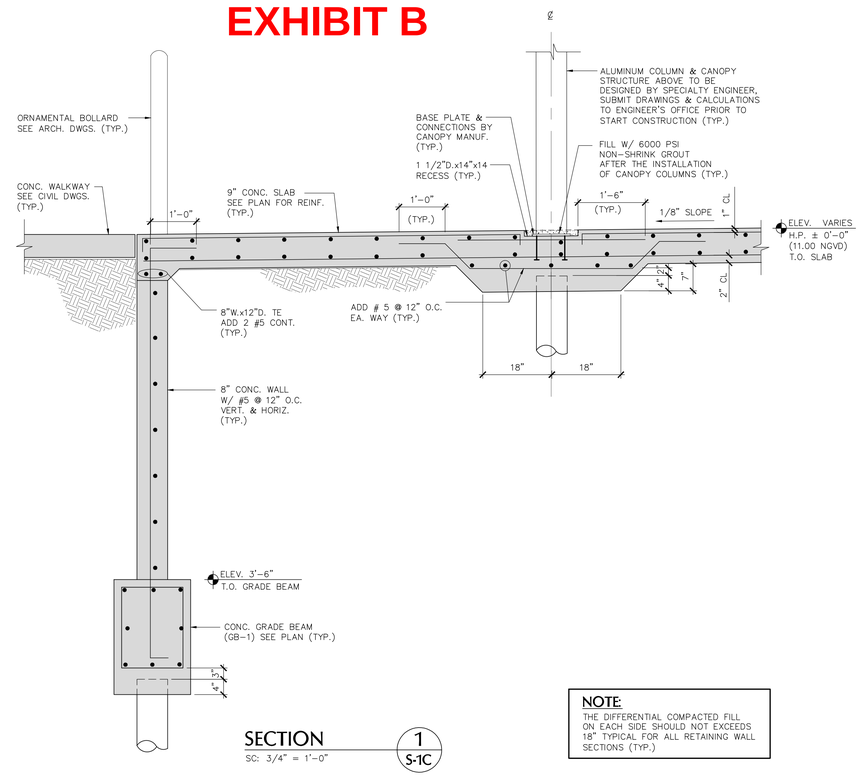

SECTION 1/S-1C

SC: 3/4" = 1'-0"

NOTE:
THE DIFFERENTIAL COMPACTED FILL ON EACH SIDE SHOULD NOT EXCEEDS 18" TYPICAL FOR ALL RETAINING WALL SECTIONS (TYP.)

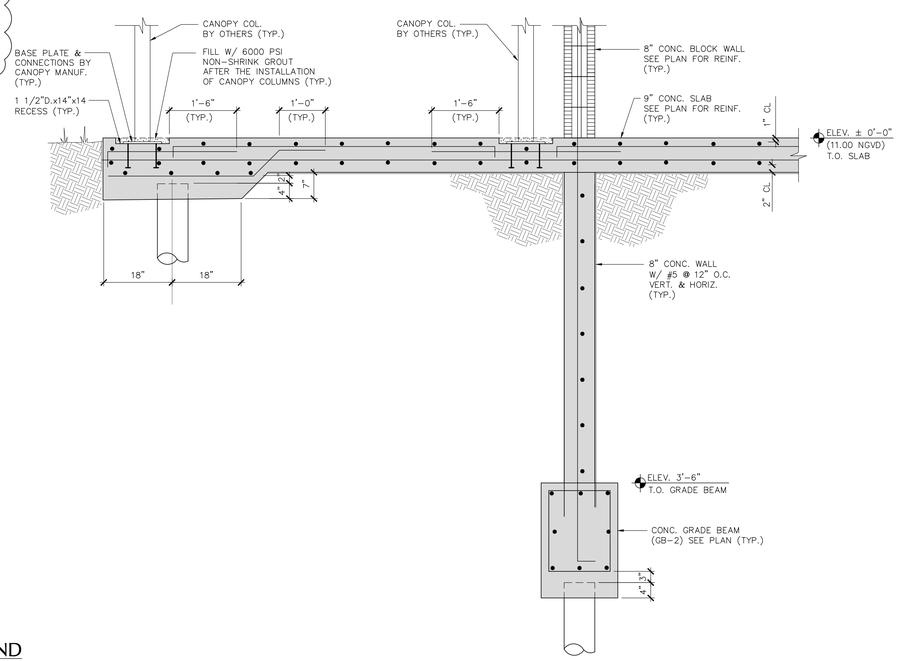

SECTION 2/S-1C

SC: 3/4" = 1'-0"

NOTES:

1. ALL PILE CAPS AND GRADE BEAMS TO BE CENTERED UNDER THE WALLS & COLUMNS U.O.N. ON PLAN
2. PROVIDE 3 #5 VERTICAL BARS IN GROUTED CELLS. TYPICAL AT ALL INTERIOR & EXTERIOR 90° MASONRY CORNERS
3. PROVIDE CORNER BARS IN ALL CONCRETE WALLS @ ALL 90° CORNERS 2'-6" SAME SIZE AS THE WALL REINF. (TYP.)
4. ADD 3#4 CORNER BARS @ 4" O.C.x 4'-0" LONG @ ALL 90° CORNERS OF THE SLAB (TYP.)
5. ADD 1 #7 VERTICAL BAR AT EACH SIDE OF THE WINDOW & DOOR OPENING IN GROUTED CELL FULL HEIGHT OF THE MASONRY WALL & 2 #7 IN 2 CELLS @ EACH SIDE OF WINDOW & DOOR OPENING GREATER THAN 3'-0".
6. CONTRACTOR TO PROVIDE 8"Wx12"D U.O.N. CONCRETE LINTEL OVER ALL MASONRY OPENING W/2#7 TOP & BOTT. & #3 STIRRUPS @ 4" O.C. LINTEL TO HAVE MIN. 8" BEARING ON EA. END OF THE OPENING. CONTRACTOR TO KEEP THE LINTEL SHORED UNTIL THE UPPER BEAM OR SLAB IS POURED AND CURED MAX. ALLOWABLE OPENING IS 8'-0"
7. TOP OF ALL PILE CAPS AND GRADE BEAMS ARE AT 3'-6" NGVD U.O.N. THUS AS
8. PROVIDE 8" BLK. WALL UNDER ALL DOOR & WINDOWS BELOW GRADE & PROVIDE 1#5 VERT. @ 24" O.C. IN GROUTED CELL (TYP.) U.O.N.
9. ANY CONC. BLK. WALL ON EA. SIDE OF DOOR LESS THAN 16" TO BE FORMED WITH CONC. & PROVIDE 2#6 VERT. & 1 #6 @ 12" O.C. EA, FACE & #3 TIES @ 16" O.C. INTO ADJACENT BLK. WALL & #3 TIES @ 8"O.C. INTO CONC. COL. SEE DETAIL ON S-15.
10. PROVIDE 8"Wx8"D CONC. CAP UNDER ALL THE WINDOW SILL W/2#5 CONT. SILL TO BEAR MIN. 8" ON EA. SIDE OF OPENING & PROVIDE 8" CONC. BLK. WALL W/#5 @ 24" O.C. U.N.O. VERT. IN GROUTED CELL & HORIZ. REINF. DUR-O-WAL @ 16" O.C. (TYP.)
11. ALL BLOCK PILASTER IF ANY TO HAVE 4 #7 VERT. & #3 STIRRUPS @ 8" O.C. SEE ARCH. DWGS. FOR HEIGHT & LOCATION. CONTRACTOR TO VERIFY THE LOCATION OF ALL PILASTERS W/ ARCH. DWGS. (TYP.)
12. ALL EXTERIOR NON LOAD & LOAD BEARING BLOCK WALLS TO BE REINFORCED W/ 1 #7 VERT. @ 16" O.C. IN GROUTED CELL & HORIZ. REINF. DUR-O-WAL @ 16" O.C. (TYP.) U.O.N.
13. ALL INTERIOR NON LOAD BEARING BLOCK WALLS TO BE REINFORCED W/ 1 #5 VERT. @ 32" O.C. IN GROUTED CELL & HORIZ. REINF. DUR-O-WAL @ 16" O.C. (TYP.) U.O.N.
14. DUCT OPENING IN THE WALLS SEE MECHANICAL & ARCH. DWGS. FOR LOCATION AND SIZE OF OPENING (TYP.)
15. ADD #5 DOWELS HAIR PIN AT 12" O.C. ALONG THE HEIGHT OF COL. AT ALL COL. WALL INTERSECTION (TYP.)
16. ALL INTERIOR & EXTERIOR BLOCK WALL IS A NON-LOAD BERING BLOCK WALL U.O.N. SEE DET. ON SHEET S-14 & S-15 TYP.
17. ALL SUSPENDED CEILING WILL BE DESIGNED BY A SPECIALTY ENGINEER. WE WILL PROVIDE A SIGNED & SEALED SHOP DWGS AND CALCULATIONS DURING SHOP DWGS. PROCESS (TYP.)
18. ALL GRADE BEAMS GB-1 ARE 20"x30" W/3 #9 TOP & BOTT. CONT. & 1 #5 @ MID DEPTH EA. FACE & # 3 STIRRUPS & 6" O.C. SEE TYP. BEAM PLACEMENT DIAGRAM FOR LAP LOCATION (TYP.)
19. ALL GRADE BEAMS GB-2 ARE 20"x30" W/3 #8 TOP & BOTT. CONT. & 1 #5 @ MID DEPTH EA. FACE & # 3 STIRRUPS & 8" O.C. SEE TYP. BEAM PLACEMENT DIAGRAM FOR LAP LOCATION (TYP.)
20. ALL STRAP BEAMS (ST-1) ARE 16"x30" W/3 #6 TOP & BOTT. & # 3 STIRRUPS & 8" O.C. (TYP.)

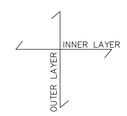

REINFORCED LEGEND

REINFORCED MASONRY LEGEND

(PROVIDE VERTICAL REINFORCEMENT IN GROUTED CELL)

USE fm' = 2000 psi FOR ALL EXTERIOR WALLS (FOR THE ENTIRE PROJECT)

USE fm' = 1500 psi FOR ALL INTERIOR WALLS (FOR THE ENTIRE PROJECT)

To the best of the Architect's or Engineer's knowledge, the plans and specifications comply with the applicable minimum building codes and the applicable fire-safety standards as determined by the local authority in accordance with F.B.C. section 110.8.4.4 and Chapter 633, Florida Statutes.

NIFAH & PARTNERS CONSULTING ENGINEERS, INC.
7300 North Kendall Drive, Suite 460
Miami, FL 33156
TEL. (305) 386-1002 FAX (305) 386-3907

WOLFBERG ALVAREZ
ARCHITECTURE · ENGINEERING
75 VALENCIA AVE., SUITE 1050
CORAL GABLES, FLORIDA 33134
V 305.666.5474
F 305.666.4994
WOLFBERGALVAREZ.COM
AA 002416 EB 002354

MIAMI-DADE COUNTY PUBLIC SCHOOLS

MDCPS PROJECT NO.: 01654500
REGION N - DISTRICT 3

MARINE ACADEMY OF SCIENCE AND TECHNOLOGY (MAST) at FIU BISCAYNE BAY CAMPUS

3000 N.E. 151ST STREET NORTH MIAMI, FLORIDA 33181

SEAL

SAMUEL N. NIFAH
STRUCTURAL P.E. #48224
FL LIC. NO. EB007302

WA PROJECT NO.: 21807.00

ISSUE DATE
12/17/2018

NO.	REVISION DATE
2	01/28/2019

DRAWING TITLE
ENLARGED ENTRANCE FND. & GROUND FLOOR PLAN

SHEET NUMBER
S-1C

PHASE II/III 100% CONSTRUCTION DOCUMENTS - 12/17/2018

F:\FIU\Struct\S-1C-MAST.dwg Feb 06, 2019 - 12:00pm CNEUKIRCH